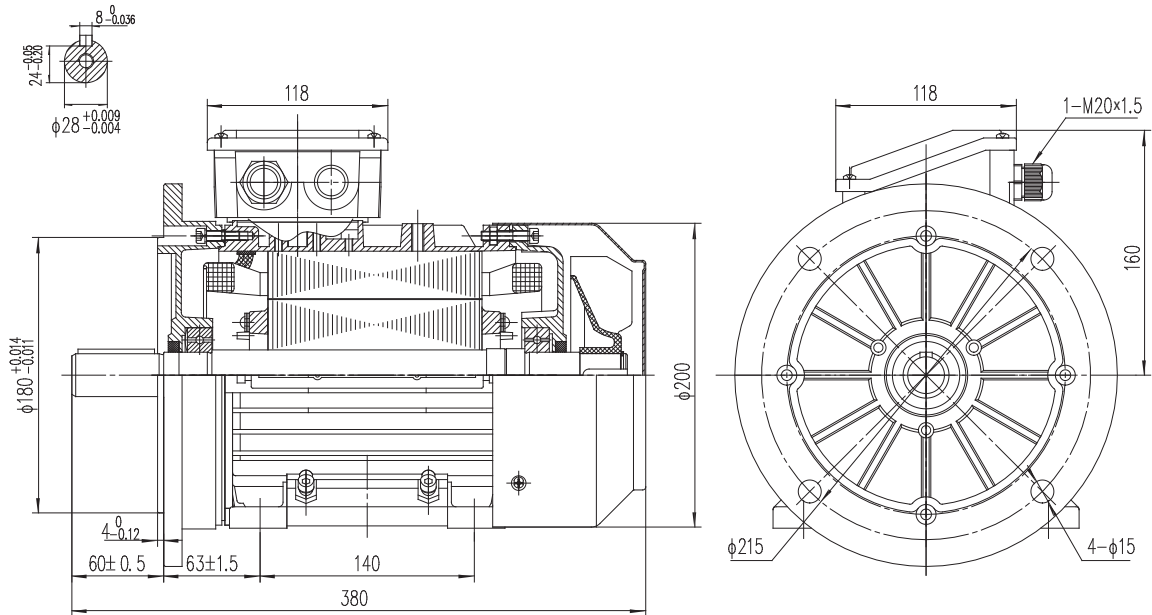


Type T3A 100L1-4

Cod. R100L402,2AA5A00000T

Mounting position

IM	B35
IM	2001



Electrical data			
Rated motor power	2.2		Kw
Rated motor speed	1450		min <sup>-1</sup> 50Hz
	1740		min <sup>-1</sup> 60Hz
Rated motor frequency	50		Hz
Rated motor voltage(+/-10%)	230		VΔ/50Hz
	400		VY/50Hz
	280		VΔ/60Hz
	480		VY/60Hz
Rated motor torque	14.5		Nm (Mn)
Rated motor current	7.78	VΔ/50Hz	A (In)
	4.5	VY/50Hz	A (In)
Starting motor current	7.9		xIn
Starting motor torque	2.8		xMn
Breakdown motor torque	3.3		xMn
Starting			D.O.L.
Efficiency class	IE3		
Efficiency	50Hz	60Hz	
	86.7	86.9	100% load
	87.2	86.3	75% load
	86.2	85.6	50% load
Power factor cosφ	0.82	0.82	100% load

General data		
Frame size	100	
Mounting	B35	
Weight	23.92	Kg
Casing material	Aluminum	
Protection	IP	55
Insulation class	H	
Tropicalization	Yes	
Vibration class	A	
Duty	S1	
Direction of rotation	Bidirectional	
Method of cooling	IC	411
Cable entry	2-M20x1,5	
Standards	IEC/DIN/ISO/VDE/EN	
Execute at Standard	IEC 60034-1	
Feet removable	Yes	
Paintwork	7024	C2 standard
Thermal protections	n/a	

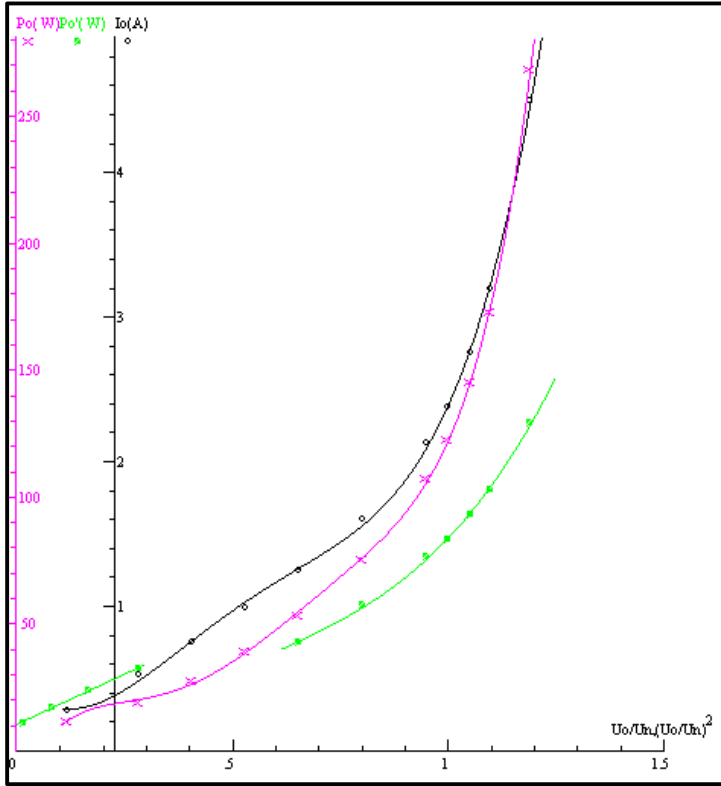
Site conditions	
Ambient temperature	from -20°C to +40°C
Altitude above sea level	1000 m

Mechanical data					
Noise level	LpA	70	dB(A)	Bearing DE side	6206-2RS-C3
	LwA	80	dB(A)	Bearing NDE side	6206-2RS-C3
Moment of inertia	0.00875		Kgm <sup>2</sup>	Average bearing lifetime	40000 h
Bearings type			NSK	Relubrication interval L1 DE bearing	life h
Lubricants for bearings	See installation and maintenance manual			Relubrication interval L1 NDE bearing	life h
				Compensation ring	NDE SIDE

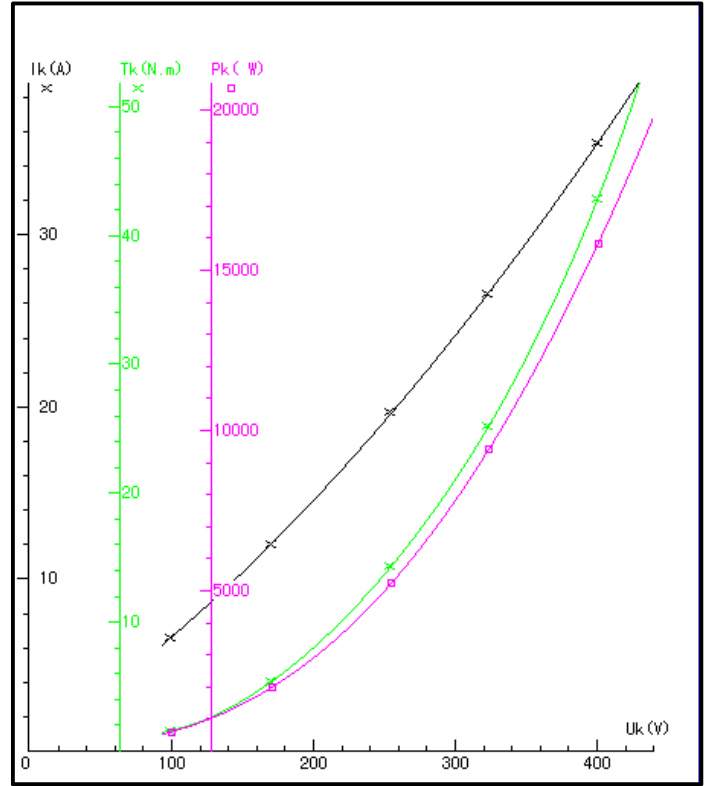
There may be differences between rating plate and calculated values.



NO LOAD



LOCKED ROTOR



LOAD

