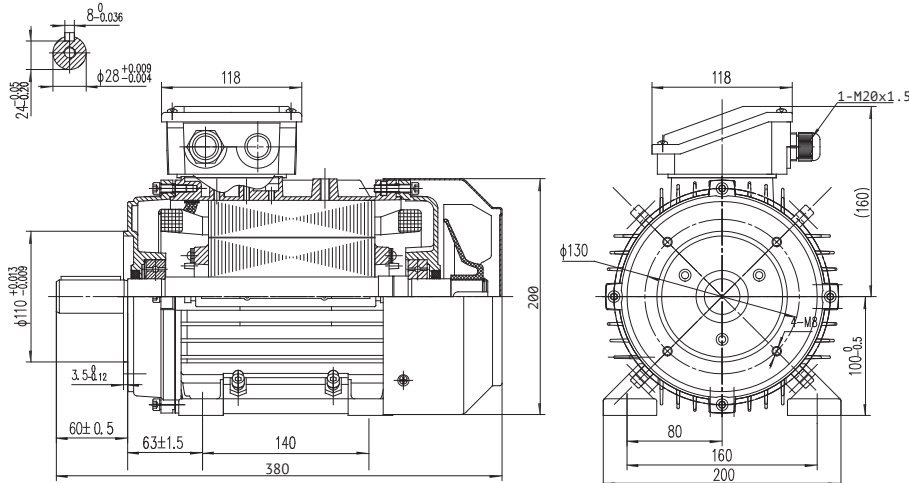


Type T2A 100L2-4

Cod. I100L403,0BA5A00000T

Mounting position

IM	B34
IM	2101



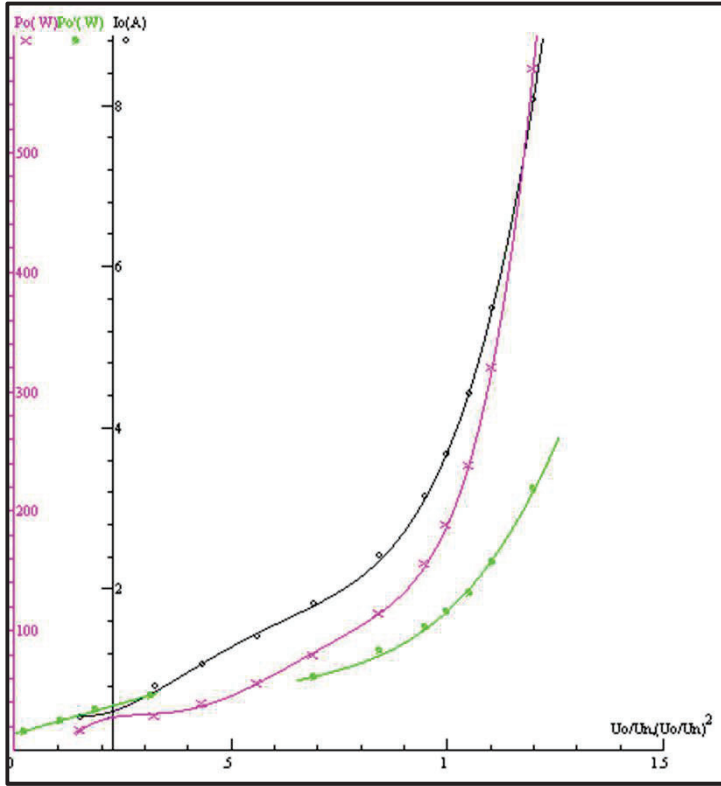
Electrical data				General data			
Rated motor power	3		Kw	Frame size	100		
Rated motor speed	1450		min <sup>-1</sup> 50Hz	Mounting	B34		
	1740		min <sup>-1</sup> 60Hz	Weight	26.1	Kg	
Rated motor frequency	50		Hz	Casing material	Aluminum		
Rated motor voltage(+/-10%)	230		VΔ/50Hz	Protection	IP	55	
	400		VY/50Hz	Insulation class	H		
	280		VΔ/60Hz	Tropicalization	Yes		
	480		VY/60Hz	Vibration class	A		
Rated motor torque	19.77		Nm (Mn)	Duty	S1		
Rated motor current	11.02	VΔ/50Hz	A (In)	Direction of rotation	Bidirectional		
	6.37	VY/50Hz	A (In)	Method of cooling	IC	411	
Starting motor current	7.6		xIn	Cable entry	2-M20x1,5		
Starting motor torque	2.3		xMn	Standards	IEC/DIN/ISO/VDE/EN		
Breakdown motor torque	3.2		xMn	Execute at Standard	IEC 60034-1		
Starting			D.O.L.	Feet removable	Yes		
Efficiency class	IE2			Paintwork	7024	C2 standard	
Efficiency	50Hz	60Hz		Thermal protections	n/a		
	85.5	87.9	100% load				
	86.1	87.8	75% load				
	84.9	87.9	50% load				
Power factor cosφ	0.8	0.8	100% load				
Mechanical data				Site conditions			
Noise level	LpA	70	dB(A)	Ambient temperature	from -20°C to +40°C		
	LwA	80	dB(A)	Altitude above sea level	1000 m		
Moment of inertia	0.00974		Kgm <sup>2</sup>	Bearing DE side	6206-2RS-C3		
Bearings type			NSK	Bearing NDE side	6206-2RS-C3		
	See installation and maintenance manual			Average bearing lifetime	40000	h	
Lubricants for bearings				Relubrication interval L1 DE bearing	life	h	
				Relubrication interval L1 NDE bearing	life	h	
				Compensation ring	NDE SIDE	standard	

There may be differences between rating plate and calculated values.

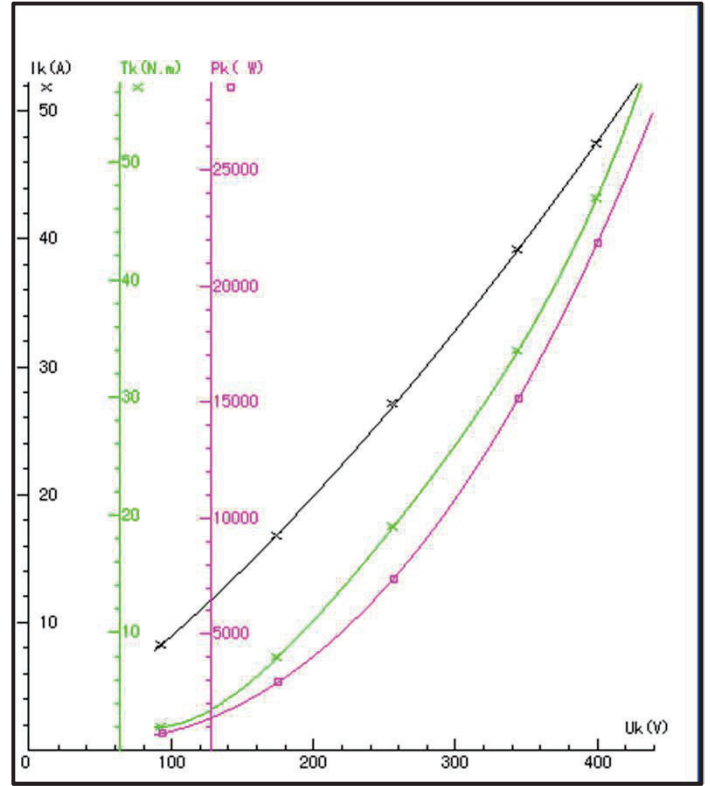
Type: T2A100L2-4 Voltage: 400/230 V  
 Output 3 KW Connection: Y/Δ  
 Frequency: 50 Hz Duty: S1

Test Item		Standard		Result	
		Nominal	Tol		
1	Efficiency %			85,98	
2	Power Factor			0,804	
3	Tem. Rise of Stator Winding K			59,2	
4	Vibration mm/s				
5	Noise Lp dB (A) (Lw)				
6	Breakdown Torque/Rated Torque			3,25	
7	Pullup Torque/Rated Torque			2,44	
8	Locked Rotor Tor./Rated Tor.			2,39	
9	Locked Rotor Cur./Rated Cur.			7,6	
10	High Voltage Test V			1800	
11	Hot Insulation Res. of Stator Winding MΩ			300	
12	Temperature of Bearing °C			68	
13	Unbalance of Current %			1,79	
14	Full Load line Current A			6,265	
15	Full-load input power (W)			3489,3	
16	Full Load torque Nm			19,67	
17	Max.temp.of enclosure surface °C			65,9	
18	No Load Current A			3,689	
19	Slip %			3,4701	
20	Winding phase resistance 95 °C			2,0259	
21	Stary-load loss (W)			34,459	
22	No-load input power (W)			187,84	
23	Core loss (W)			100,08	
24	Friction and wind age loss(W)			13,896	
25	Locked Rotor Power (W)			21809	
26	StatorI2Rloss (W)			231,29	
27	RotorI2Rloss (W)			109,58	
28	Locked Rotor Voltage 100 V	Current A	8,935	Power W	820,8
50%eff: 86,598                      75%eff: 85,353					

NO LOAD



LOCKED ROTOR



LOAD

